

DREAMWORKS<sup>®</sup>

# SHREK THE THIRD<sup>™</sup>



EVERYONE 10+  
**E**  
10+  
CONTENT RATED BY  
ESRB

ACTIVISION

**⚠ WARNING: PHOTOSENSITIVITY/EPILEPSY/SEIZURES**

**READ BEFORE USING YOUR PLAYSTATION®2 COMPUTER ENTERTAINMENT SYSTEM.**

A very small percentage of individuals may experience epileptic seizures or blackouts when exposed to certain light patterns or flashing lights. Exposure to certain patterns or backgrounds on a television screen or when playing video games may trigger epileptic seizures or blackouts in these individuals. These conditions may trigger previously undetected epileptic symptoms or seizures in persons who have no history of prior seizures or epilepsy. If you, or anyone in your family, has an epileptic condition or has had seizures of any kind, consult your physician before playing. IMMEDIATELY DISCONTINUE use and consult your physician before resuming gameplay if you or your child experience any of the following health problems or symptoms:

- dizziness
- altered vision
- eye or muscle twitches
- loss of awareness
- disorientation
- seizures
- any involuntary movement or convulsion

RESUME GAMEPLAY ONLY ON APPROVAL OF YOUR PHYSICIAN.

---

**Use and handling of video games to reduce the likelihood of a seizure**

- Use in a well-lit area and keep as far away as possible from the television screen.
  - Avoid large screen televisions. Use the smallest television screen available.
  - Avoid prolonged use of the PlayStation 2 system.  
Take a 15-minute break during each hour of play.
  - Avoid playing when you are tired or need sleep.
- 

Stop using the system immediately if you experience any of the following symptoms: lightheadedness, nausea, or a sensation similar to motion sickness; discomfort or pain in the eyes, ears, hands, arms, or any other part of the body. If the condition persists, consult a doctor.

**WARNING TO OWNERS OF PROJECTION TELEVISIONS:**

Do not connect your PlayStation 2 system to a projection TV without first consulting the user manual for your projection TV, unless it is of the LCD type. Otherwise, it may permanently damage your TV screen.

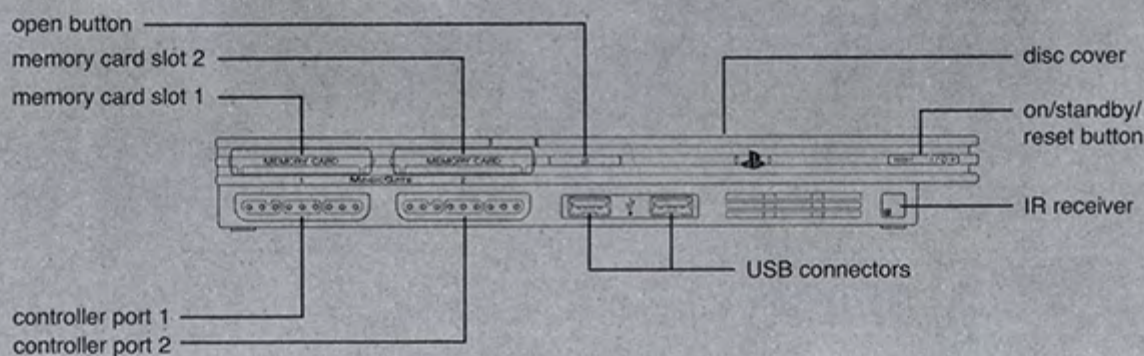
**HANDLING YOUR PLAYSTATION 2 FORMAT DISC:**

- This disc is intended for use only with PlayStation 2 consoles with the NTSC U/C designation.
- Do not bend it, crush it or submerge it in liquids.
- Do not leave it in direct sunlight or near a radiator or other source of heat.
- Be sure to take an occasional rest break during extended play.
- Keep this compact disc clean. Always hold the disc by the edges and keep it in its protective case when not in use. Clean the disc with a lint-free, soft, dry cloth, wiping in straight lines from center to outer edge. Never use solvents or abrasive cleaners.

# Table of Contents

Getting Started .....	2
Starting Up .....	3
Introduction .....	4
Menu Navigation .....	4
Game Modes .....	5
Gameplay Controls .....	6
Items .....	7
Customer Support .....	8
Software License Agreement .....	9

# Getting Started



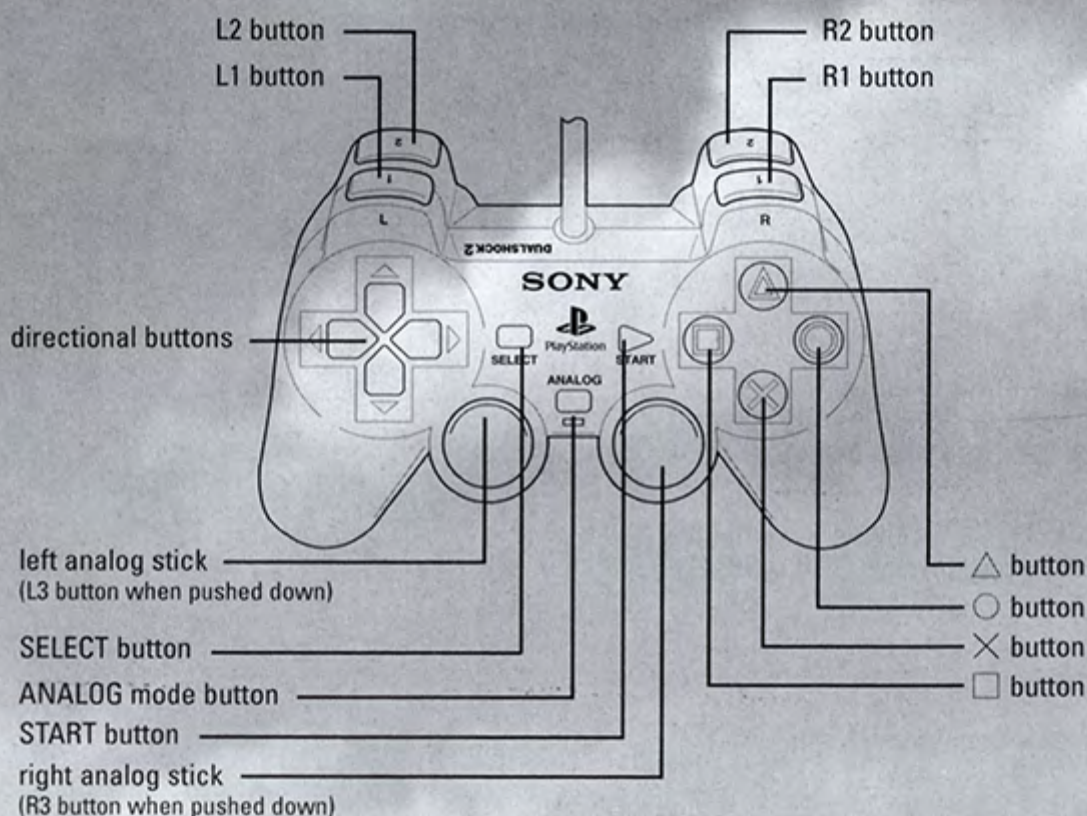
Set up your PlayStation®2 computer entertainment system according to the instructions supplied with your system. Check that the system is turned on (the on/standby indicator is green). Press the OPEN button to open the disc cover. Insert the *SHReK the THIRD™* disc in the system with the label side facing up. Attach game controllers and other peripherals as appropriate. Follow the on-screen instructions and refer to this manual for information on using the software.

## Memory Card (8MB)(for PlayStation®2)

To save game settings and progress, insert a memory card (8MB) (for PlayStation®2) into MEMORY CARD slot 1 of your PlayStation®2 system. You can load saved game data from the same memory card or any memory card (8MB)(for PlayStation®2) containing previously saved games.

# Starting Up

## DUALSHOCK<sup>2</sup> ANALOG CONTROLLER CONFIGURATIONS



To select menu options, use the **↑** and **↓** directional buttons to navigate. Highlight the desired option and press the **×** button to accept. To select a menu option, follow the on-screen button prompts and press the **×** button to accept and the **○** button to go back. *SHReK the THIRD™* supports the DUALSHOCK2<sup>®</sup> analog controller. When Analog mode is on, the left analog stick works the same as the directional buttons.

# Introduction

When Shrek® married Fiona, the last thing he had in mind was becoming the next King. But when Shrek®'s father-in-law, King Harold, suddenly dies, that is exactly what he faces. With the help of his trusted companions, Donkey and Puss in Boots, Shrek® must find a suitable King for Far Far Away or be stuck with the job himself. And the most "promising" candidate, Fiona's cousin Arthur—an underachieving medieval high school slacker — proves to be more of a challenge than they bargained for.

## Menu Navigation

### Controls

**Control Pad** – Navigate menus.

**⊗ button** – Press to accept.

**⊙ button** – Press to go back to the previous menu or cancel.

### Main Menu

**Story Mode** – Start a new game (changes to "Continue" when a game has been started or loaded).

**Scene Select** – Allows you to replay any scene whenever you like.

**Multiplayer** – See Game Modes.

**Minigames** – See Game Modes.

**Load Data** – Load a game save.

**Options** – Adjust the audio, difficulty level and other game options.

**Gift Shop** – Spend money you earned during the game to purchase new costumes, bonus difficulty modes and other goodies!

### Pause Menu

**Return to Game** – Resumes gameplay.

**Main Menu** – Lets you exit to the Main Menu.

**Restart Level** – Restarts game from the beginning of the current level.

### Saving the Game

Saving will occur automatically at the end of each level sequence as long as a Memory Card is inserted.

### Gift Shop

Spend your Gold Coins on cool extras like costumes, audio commentaries and extra Multi-player maps.

# Game Modes

## Story

Join our good friends from Far Far Away as they follow Shrek® on his quest to find Fiona's cousin, Arthur, and convince him to take his rightful place on the throne.



## Multiplayer

Here's the chance for you and your friends to compete against each other on the field of battle! Armed with catapults and giant crossbows, be the first to destroy your opponent's fortress and win!

**Castle Capture** – Use the catapult to knock down the castle walls. Try knocking out the balloons before they float away!

## Mini-games

Enjoy special mini-games to play with Shrek® and friends arcade-style. Play by yourself or with a friend.

**Catacombs Leap** – One by one, get Shrek® and his friends across to the gates at the other side as fast as you can. Whatever you do, don't look down! Pressing the  +  button makes you double-jump, which you can use to get across the catacombs more quickly. If you fall, you will lose a life. Every 1,000 points earns you an extra life. Collect the stars and earn 100 points each!

**Frog Herder** – Chase all the frogs into the nearby ponds before the clock runs out. Keep an eye out for exploding obstacles! In 2 Player, you need to get the frogs to the pond with your character on it, to the left and right of the field. Power-ups can make the frogs swarm to you or reverse your opponent's controls. They can also change your speed.

**Ships Ahoy** – Use the cannon to protect the treasure from the incoming pirates. Don't let them near the beach! White ships are 100 points, red ships are 250 points and black ships are 600 points. The golden bonus ship is worth 1,000 points!

**Shooting Gallery** – Fling tomatoes at the moving enemy targets...but watch out for Donkey! Hitting the clock or hitting two targets at once will give you a 5-second time bonus. Hitting Donkey will give you a 10-second penalty.










**Shrekleboard** – Shoot pucks into the scoring zones. Beat Hook's score to advance to the next round! You get an extra puck when you get 1,000 and 2,000 points.

# Gameplay Controls

## Story Mode




 button	Pause Menu
right analog stick 	Toggle camera distance
directional buttons	Movement
left analog stick	Movement
 button	Jump
 button	Basic Attack (multiple for combo)
 button	Special Move
 button	Strong Attack (hold and release)
 + 	Jumping Mid-Air Attack
 + 	Jumping Ground Attack
 button	Fairy Dust Attack
 button	Block
 +  buttons	Ogre Power (Shrek® and Fiona only)
 +  buttons	Back-Dash

## Multiplayer (Castle Capture)










 button	Pause Menu
directional buttons 	Movement
directional buttons 	Zoom in/Zoom out
left analog stick	Movement (Left and Right only)
 button	Fire (hold and release)
 button	Bird's Eye View (Left)
 button	Bird's Eye View (Center)
 button	Bird's Eye View (Right)
 or  button	Switch weapons



## Minigames

 button	Pause Menu
left analog stick	Movement
 button	Fire or Jump
 button	Nudge Frogs (for Frog Herder only)

## Items

	Fairy Dust	Use it to fill your power meter for special power attacks.
	Pester Fairy	Fills your power meter with fairy dust!
	Gold Coins	Use them to purchase items in the gift shop.
	Treasure Chest	Yank open the lid to reveal a stash of Gold coins!
	Souvenir Mugs	Collect them all and turn them in for more money!
	Thingies	Smash these to collect fairy dust. Smashing boxes and other random objects will also net you money at the end of the level.
	Food	Replenishes health and awards fairy dust.
	Green Onion	Once Shrek® eats one of these...enemies beware!
	Sketches	Crayon-color drawings of Shrek®'s journey. Collect them all!

**Tip: Are you stuck in a tough battle or position? Try using the Back-Dash maneuver to block and leap away safely! (R1 + X buttons)**

*Note: Don't forget to keep an eye out for other items you can collect on the side. You can use them to complete additional quests and earn big bucks!*

Uses Bink Video. Copyright ©1997-2006 by RAD Game Tools, Inc.

SHReK the THiRD uses Havok®

©Copyright 1999-2005 Havok.com Inc. (and its Licensors). All Rights Reserved.

See [www.havok.com](http://www.havok.com) for details.

# Customer Support

*Note: Please do not contact Customer Support for hints/codes/cheats; only technical issues.*

**Internet:** <http://www.activision.com/support>

Our support section of the Web has the most up-to-date information available. We update the support pages daily, so please check here first for solutions. If you cannot find an answer to your issue, you can submit a question/incident to us using the online support form. A response may take anywhere from 24–72 hours depending on the volume of messages we receive and the nature of your problem.

*Note: Internet support is handled in English only.*

*Note: The multiplayer components of Activision games are handled only through Internet support.*

**Phone:** (310) 255-2050

You can call our 24-hour voice-mail system for answers to our most frequently asked questions at the above number. Contact a Customer Support representative at the same number between the hours of 9:00 a.m. and 5:00 p.m. (Pacific Time), Monday through Friday, except holidays.

**Please do not send any game returns directly to Activision without first contacting Customer Support.** It is our policy that game returns/refunds must be dealt with by the retailer or online site where you purchased the product. Please see the Limited Warranty contained within our Software License Agreement for warranty replacements.

**Register your product online at [www.activision.com](http://www.activision.com)  
so we can enter you in our monthly drawing  
for a fabulous Activision prize.**

**To view a full length manual, including credits, visit  
[www.activision.com/en\\_US/manuals/](http://www.activision.com/en_US/manuals/)**

For hints and tips about this title, please visit:



[www.bradygames.com](http://www.bradygames.com)

## SOFTWARE LICENSE AGREEMENT

USE OF THIS PROGRAM IS SUBJECT TO THE SOFTWARE LICENSE TERMS SET FORTH BELOW. "PROGRAM" INCLUDES THE SOFTWARE INCLUDED WITH THIS AGREEMENT, THE ASSOCIATED MEDIA, ANY PRINTED MATERIALS, AND ANY ON-LINE OR ELECTRONIC DOCUMENTATION, AND ANY AND ALL COPIES AND DERIVATIVE WORKS OF SUCH SOFTWARE AND MATERIALS. BY OPENING THIS PACKAGE, AND/OR USING THE PROGRAM, YOU ACCEPT THE TERMS OF THIS LICENSE WITH ACTIVISION, INC. ("ACTIVISION").

**LIMITED USE LICENSE.** Activision grants you the non-exclusive, non-transferable, limited right and license to use one copy of this Program solely and exclusively for your personal use. All rights not specifically granted under this Agreement are reserved by Activision. This Program is licensed, not sold. Your license confers no title or ownership in this Program and should not be construed as a sale of any rights in this Program.

**OWNERSHIP.** All title, ownership rights and intellectual property rights in and to this Program and any and all copies thereof (including but not limited to any titles, computer code, themes, objects, characters, character names, stories, dialog, catch phrases, locations, concepts, artwork, animation, sounds, musical compositions, audio-visual effects, methods of operation, moral rights, and any related documentation, incorporated into this Program) are owned by Activision or its licensors. This Program is protected by the copyright laws of the United States, international copyright treaties and conventions and other laws. This Program contains certain licensed materials and Activision's licensors may protect their rights in the event of any violation of this Agreement.

### YOU SHALL NOT:

- Exploit this Program or any of its parts commercially, including but not limited to use at a cyber cafe, computer gaming center or any other location-based site. Activision may offer a separate Site License Agreement to permit you to make this Program available for commercial use; see the contact information below.
- Sell, rent, lease, license, distribute or otherwise transfer this Program, or any copies of this Program, without the express prior written consent of Activision.
- Reverse engineer, derive source code, modify, decompile, disassemble, or create derivative works of this Program, in whole or in part.
- Remove, disable or circumvent any proprietary notices or labels contained on or within the Program.
- Hack or modify (or attempt to modify or hack) the Program, or create, develop, modify, distribute or use any software programs, in order to gain (or allow others to gain) advantage of this Program in an on-line multiplayer game settings including but not limited to local area network or any other network play or on the internet.
- Export or re-export this Program or any copy or adaptation in violation of any applicable laws or regulations.

**LIMITED WARRANTY.** Activision warrants to the original consumer purchaser of this Program that the recording medium on which the Program is recorded will be free from defects in material and workmanship for 90 days from the date of purchase. If the recording medium is found defective within 90 days of original purchase, Activision agrees to replace, free of charge, any product discovered to be defective within such period upon its receipt of the Product, postage paid, with proof of the date of purchase, as long as the Program is still being manufactured by Activision. In the event that the Program is no longer available, Activision retains the right to substitute a similar program of equal or greater value. This warranty is limited to the recording medium containing the Program as originally provided by Activision and is not applicable to normal wear and tear. This warranty shall not be applicable and shall be void if the defect has arisen through abuse, mistreatment, or neglect. Any implied warranties prescribed by statute are expressly limited to the 90-day period described above.

EXCEPT AS SET FORTH ABOVE, THIS WARRANTY IS IN LIEU OF ALL OTHER WARRANTIES, WHETHER ORAL OR WRITTEN, EXPRESS OR IMPLIED, INCLUDING ANY WARRANTY OF MERCHANTABILITY, FITNESS FOR A PARTICULAR PURPOSE OR NON-INFRINGEMENT, AND NO OTHER REPRESENTATIONS OR CLAIMS OF ANY KIND SHALL BE BINDING ON OR OBLIGATE ACTIVISION.

When returning the Program for warranty replacement please send the original product disks only in protective packaging and include: (1) a photocopy of your dated sales receipt; (2) your name and return address typed or clearly printed; (3) a brief note describing the defect, the problem(s) you are encountered and the system on which you are running the Program; (4) if you are returning the Program after the 90-day warranty period, but within one year after the date of purchase, please include check or money order for \$20 U.S. currency per disc replacement. Note: Certified mail recommended. In the U.S. send to: Warranty Replacements, Activision, Inc., P.O. Box 67713, Los Angeles, California 90067.

**LIMITATION ON DAMAGES.** IN NO EVENT WILL ACTIVISION BE LIABLE FOR SPECIAL, INCIDENTAL OR CONSEQUENTIAL DAMAGES RESULTING FROM POSSESSION, USE OR MALFUNCTION OF THE PROGRAM, INCLUDING DAMAGES TO PROPERTY, LOSS OF GOODWILL, COMPUTER FAILURE OR MALFUNCTION AND, TO THE EXTENT PERMITTED BY LAW, DAMAGES FOR PERSONAL INJURIES, EVEN IF ACTIVISION HAS BEEN ADVISED OF THE POSSIBILITY OF SUCH DAMAGES. ACTIVISION'S LIABILITY SHALL NOT EXCEED THE ACTUAL PRICE PAID FOR THE LICENSE TO USE THIS PROGRAM. SOME STATES/COUNTRIES DO NOT ALLOW LIMITATIONS ON HOW LONG AN IMPLIED WARRANTY LASTS AND/OR THE EXCLUSION OR LIMITATION OF INCIDENTAL OR CONSEQUENTIAL DAMAGES, SO THE ABOVE LIMITATIONS AND/OR EXCLUSION OR LIMITATION OF LIABILITY MAY NOT APPLY TO YOU. THIS WARRANTY GIVES YOU SPECIFIC LEGAL RIGHTS, AND YOU MAY HAVE OTHER RIGHTS WHICH VARY FROM JURISDICTION TO JURISDICTION.

**TERMINATION.** Without prejudice to any other rights of Activision, this Agreement will terminate automatically if you fail to comply with its terms and conditions. In such event, you must destroy all copies of this Program and all of its component parts.

**U.S. GOVERNMENT RESTRICTED RIGHTS.** The Program and documentation have been developed entirely at private expense and are provided as "Commercial Computer Software" or "restricted computer software." Use, duplication or disclosure by the U.S. Government or a U.S. Government subcontractor is subject to the restrictions set forth in subparagraph (c)(1)(ii) of the Rights in Technical Data and Computer Software clauses in DFARS 252.227-7013 or as set forth in subparagraph (c)(1) and (2) of the Commercial Computer Software Restricted Rights clauses at FAR 52.227-19, as applicable. The Contractor/Manufacturer is Activision, Inc., 3100 Ocean Park Boulevard, Santa Monica, California 90405.

**INJUNCTION.** Because Activision would be irreparably damaged if the terms of this Agreement were not specifically enforced, you agree that Activision shall be entitled, without bond, other security or proof of damages, to appropriate equitable remedies with respect to breaches of this Agreement, in addition to such other remedies as Activision may otherwise have under applicable laws.

**INDEMNITY.** You agree to indemnify, defend and hold Activision, its partners, affiliates, contractors, officers, directors, employees and agents harmless from all damages, losses and expenses arising directly or indirectly from your acts and omissions to act in using the Product pursuant to the terms of this Agreement.

**MISCELLANEOUS.** This Agreement represents the complete agreement concerning this license between the parties and supersedes all prior agreements and representations between them. It may be amended only by a writing executed by both parties. If any provision of this Agreement is held to be unenforceable for any reason, such provision shall be reformed only to the extent necessary to make it enforceable and the remaining provisions of this Agreement shall not be affected. This Agreement shall be construed under California law as such law is applied to agreements between California residents entered into and to be performed within California, except as governed by federal law and you consent to the exclusive jurisdiction of the state and federal courts in Los Angeles, California.

**EXCLUSIVE TRAILER FOR  
THE BEE MOVIE™ GAME  
AVAILABLE ON**

DREAMWORKS  
**SHREK  
THE THIRD**  
THE GAME



**Find a special code at  
the end of the trailer  
where you can unlock  
exclusive VIP-only content on  
[www.beemoviegame.com](http://www.beemoviegame.com)!**

[www.beemovie.com](http://www.beemovie.com)



PlayStation 2



**ACTIVISION**



Visit [www.esrb.org](http://www.esrb.org)  
for updated rating  
information.

Bee Movie TM & © 2007 DreamWorks Animation L.L.C. All rights reserved. Shrek is a registered Trademark of DreamWorks Animation L.L.C. Shrek the Third TM & © 2007 DreamWorks Animation L.L.C. Game © 2007 Activision Publishing, Inc. Activision is a registered trademark of Activision Publishing, Inc. All rights reserved. Developed by Smartbomb Interactive. The ratings icon is a registered trademark of the Entertainment Software Association. "PlayStation" and the "PS" Family logo are registered trademarks of Sony Computer Entertainment Inc. All other trademarks and trade names are the properties of their respective owners. 81945.226.US

[activision.com](http://activision.com)